



# 34345



## 7 FEET (210cm) DOUGLAS HOOK TREE

### TOTAL 2 INNER BOXES

#### Box 1

- 1 - *Tree Top*
- 6 - **BB** *Branches*
- 6 - **CC** *Branches*
- 6 - **DD** *Branches*
- 6 - **EE** *Branches*
- 6 - **FF** *Branches*
- 6 - **GG** *Branches*
- 3 - **HH** *Branches*

#### Box 2

- 3 - **HH** *Branches*
- 6 - **II** *Branches*
- 6 - **JJ** *Branches*
- 6 - **KK** *Branches*
- 6 - **LL** *Branches*
- 3 - *Tree Pole*
- 1 - *Tree Stand*

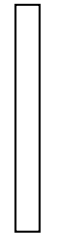
### TREE CONSTRUCTION SKETCH

*Tree Top* →



Box 1

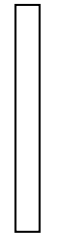
*Upper Tree Pole* →



BB  
CC  
DD

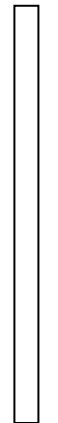
Box 1

*Middle Tree Pole* →



EE  
FF  
GG

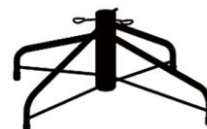
*Lower Tree Pole* →



HH  
II  
JJ  
KK  
LL

Box 2

*Tree Stand* →



Box 2



**This tree can be converted to an alternative**

## **6 FEET (180cm) DOUGLAS HOOK TREE**

### TREE PARTS REQUIRED

- 1 – *Tree Top*
- 6 – **BB** *Branches*
- 6 – **CC** *Branches*
- 6 – **DD** *Branches*
- 6 – **EE** *Branches*
- 6 – **FF** *Branches*
- 6 – **GG** *Branches*
- 6 – **HH** *Branches*
- 6 – **II** *Branches*
- 2 – *Tree Poles*
- 1 – *Tree Stand*

### TREE CONSTRUCTION SKETCH

