



34347



8 FEET (240cm) DOUGLAS HOOK TREE

TOTAL 2 INNER BOXES

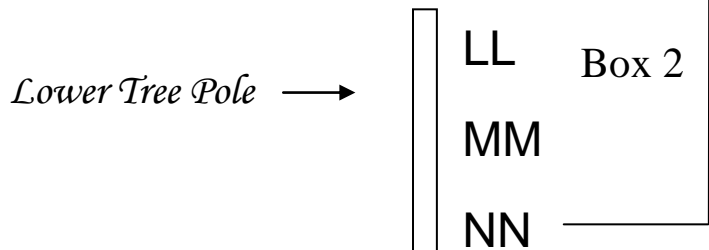
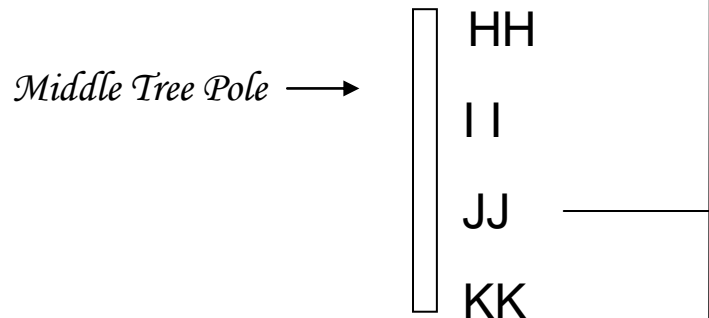
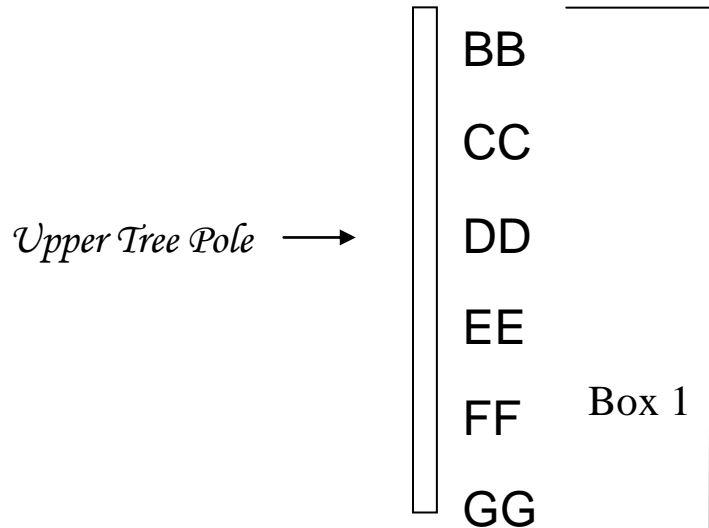
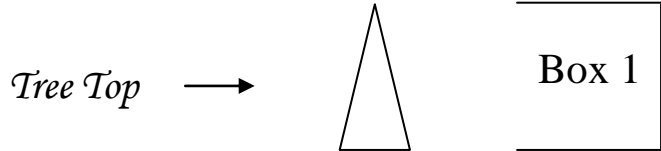
Box 1

- 1 - *Tree Top*
- 6 - **B B** *Branches*
- 6 - **C C** *Branches*
- 6 - **D D** *Branches*
- 6 - **E E** *Branches*
- 6 - **F F** *Branches*
- 6 - **G G** *Branches*
- 6 - **H H** *Branches*
- 6 - **I I** *Branches*
- 3 - **J J** *Branches*

Box 2

- 3 - **J J** *Branches*
- 6 - **K K** *Branches*
- 6 - **L L** *Branches*
- 6 - **M M** *Branches*
- 6 - **N N** *Branches*
- 3 - *Tree Poles*
- 1 - *Tree Stand*

TREE CONSTRUCTION SKETCH





This tree can be converted to an alternative

6.5 FEET (195cm) DOUGLAS HOOK TREE

TREE PARTS REQUIRED

- 1 – *Tree Top*
- 6 – **BB** *Branches*
- 6 – **CC** *Branches*
- 6 – **DD** *Branches*
- 6 – **EE** *Branches*
- 6 – **FF** *Branches*
- 6 – **GG** *Branches*
- 6 – **HH** *Branches*
- 6 – **II** *Branches*
- 6 – **JJ** *Branches*
- 2 – *Tree Poles*
- 1 – *Tree Stand*

TREE CONSTRUCTION SKETCH

