



33124

6 FEET (180cm) ALPINE HOOK TREE

TOTAL 2 INNER BOXES

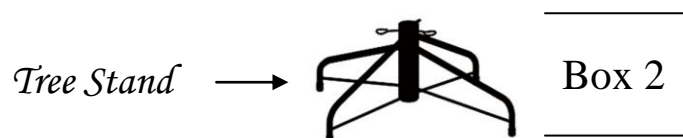
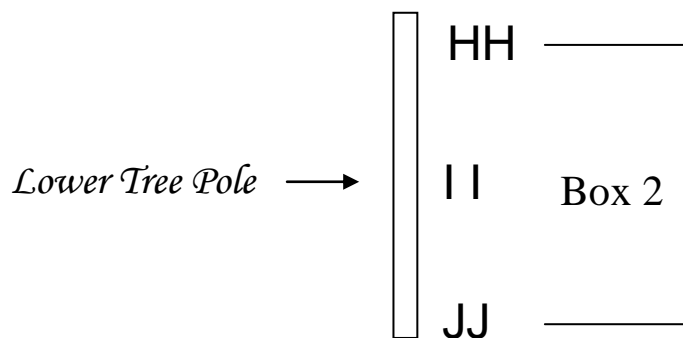
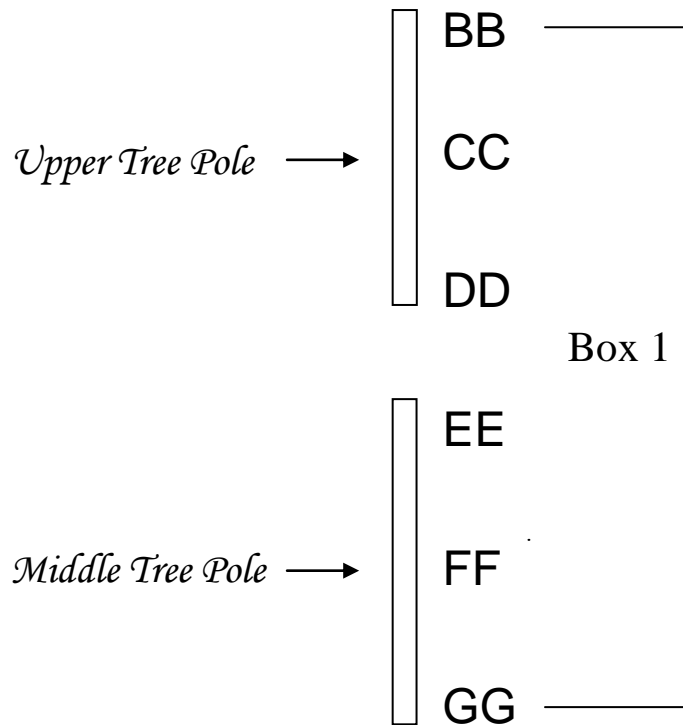
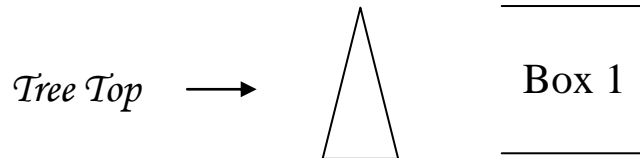
Box 1

- 1 - *Tree Top*
- 6 - **BB** *Branches*
- 6 - **CC** *Branches*
- 6 - **DD** *Branches*
- 6 - **EE** *Branches*
- 6 - **FF** *Branches*
- 6 - **GG** *Branches*

Box 2

- 6 - **HH** *Branches*
- 6 - **II** *Branches*
- 6 - **JJ** *Branches*
- 3 - *Tree Poles*
- 1 - *Tree Stand*

TREE CONSTRUCTION SKETCH





This tree can be converted to an alternative

5 FEET (150cm) ALPINE HOOK TREE

TREE PARTS REQUIRED

- 1 - *Tree Top*
- 6 - **BB** *Branches*
- 6 - **CC** *Branches*
- 6 - **DD** *Branches*
- 6 - **EE** *Branches*
- 6 - **FF** *Branches*
- 6 - **GG** *Branches*
- 2 - *Tree Poles*
- 1 - *Tree Stand*

TREE CONSTRUCTION SKETCH

